

## General Description

The AOZ8811DT-03 is a ultra-low capacitance one-line transient voltage suppressor diode designed to protect very high-speed data lines and voltage sensitive electronics from high transient conditions and ESD.

This device incorporates one TVS diode in an ultra-small DFN 1.0 x 0.6 package. During transient conditions, the ultra-low capacitance one-line TVS diode directs the transient to ground. It may be used to meet the ESD immunity requirements of IEC 61000-4-2, Level 4 ( $\pm 15\text{kV}$  air,  $\pm 15\text{kV}$  contact discharge).

The AOZ8811DT-03 comes in an RoHS compliant DFN package and is rated over a  $-40^{\circ}\text{C}$  to  $+85^{\circ}\text{C}$  ambient temperature range.

The ultra-small 1.0 x 0.6mm DFN package makes it ideal for applications where PCB space is a premium. The small size and high ESD protection makes it ideal for protecting voltage sensitive electronics from high transient conditions and ESD.

## Features

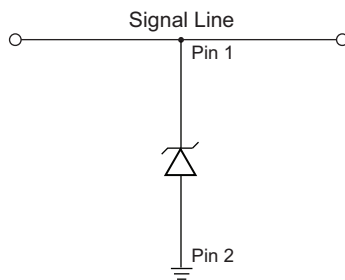
- ESD protection for high-speed data lines:
  - Exceeds: IEC 61000-4-2 (ESD)  $\pm 20\text{V}$  (air),  $\pm 20\text{kV}$  (contact)
  - Human Body Model (HBM)  $\pm 15\text{kV}$
- Small package saves board space
- Ultra-low capacitance: 0.5pF
- Low clamping voltage
- Low operating voltage: 3.6V
- Green product

## Applications

- Portable handheld devices
- Keypads, data lines, buttons
- Notebook computers
- Digital Cameras
- Portable GPS
- MP3 players

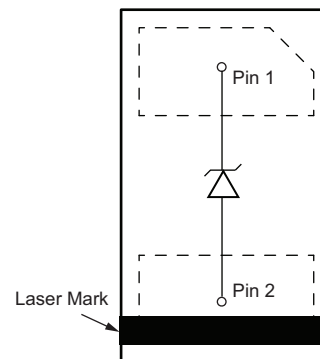


## Typical Application



Unidirection Protection of Single Line

## Pin Configuration



## Ordering Information

Part Number	Ambient Temperature Range	Package	Environmental
AOZ8811DT-03	-40°C to +85°C	DFN 1.0 x 0.6	RoHS Compliant Green Product



AOS Green Products use reduced levels of Halogens, and are also RoHS compliant.

Please visit [www.aosmd.com/media/AOSGreenPolicy.pdf](http://www.aosmd.com/media/AOSGreenPolicy.pdf) for additional information

## Absolute Maximum Ratings

*Exceeding the Absolute Maximum ratings may damage the device.*

Parameter	Rating
VP – VN	3.6V
Peak Pulse Current ( $I_{PP}$ ), $t_P = 8/20\mu s$	6A
Peak Pulse Power ( $P_{PP}$ ), $t_P = 8/20\mu s$	40W
Storage Temperature ( $T_S$ )	-65°C to +150°C
ESD Rating per IEC61000-4-2, Contact <sup>(1)</sup>	±20kV
ESD Rating per IEC61000-4-2, Air <sup>(1)</sup>	±20kV
ESD Rating per Human Body Model <sup>(2)</sup>	±15kV

### Notes:

1. IEC 61000-4-2 discharge with  $C_{Discharge} = 150pF$ ,  $R_{Discharge} = 330\Omega$ .

2. Human Body Discharge per MIL-STD-883, Method 3015  $C_{Discharge} = 100pF$ ,  $R_{Discharge} = 1.5k\Omega$ .

## Maximum Operating Ratings

Parameter	Rating
Junction Temperature ( $T_J$ )	-40°C to +125°C

### Electrical Characteristics

T<sub>A</sub> = 25°C unless otherwise specified.

Symbol	Parameter	Diagram
I <sub>PP</sub>	Maximum Reverse Peak Pulse Current (IEC61000-4-5 8/20µs pulse) <sup>(3)</sup>	
V <sub>CL</sub>	Clamping Voltage @ I <sub>PP</sub> <sup>(3)</sup>	
V <sub>RWM</sub>	Working Peak Reverse Voltage	
I <sub>R</sub>	Maximum Reverse Leakage Current	
V <sub>BR</sub>	Breakdown Voltage	
I <sub>T</sub>	Test Current	
I <sub>F</sub>	Forward Current	
V <sub>F</sub>	Forward Voltage	
C <sub>J</sub>	Capacitance @ V <sub>R</sub> = 0 and f = 1MHz	

### Electrical Characteristics

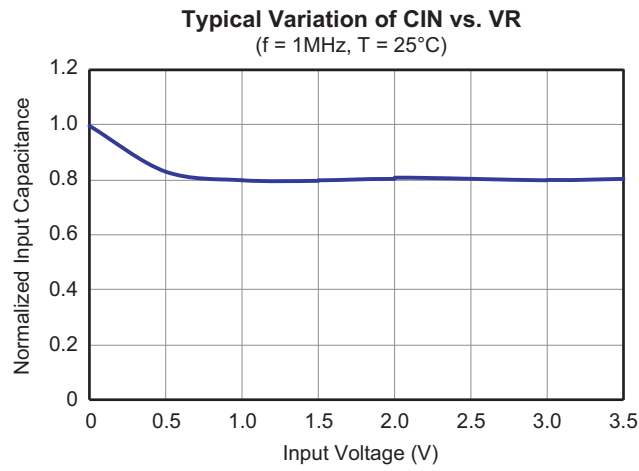
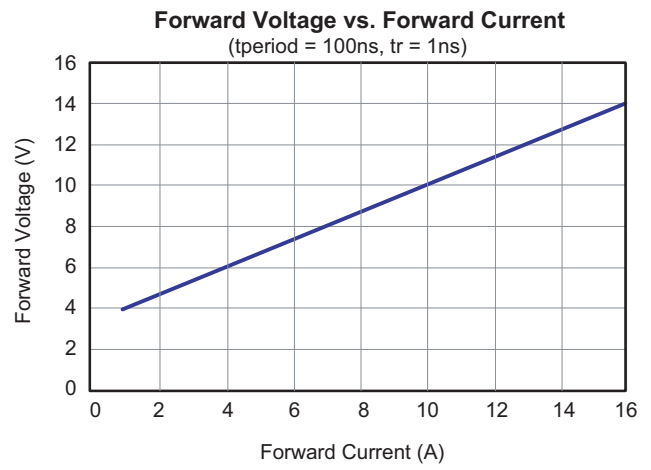
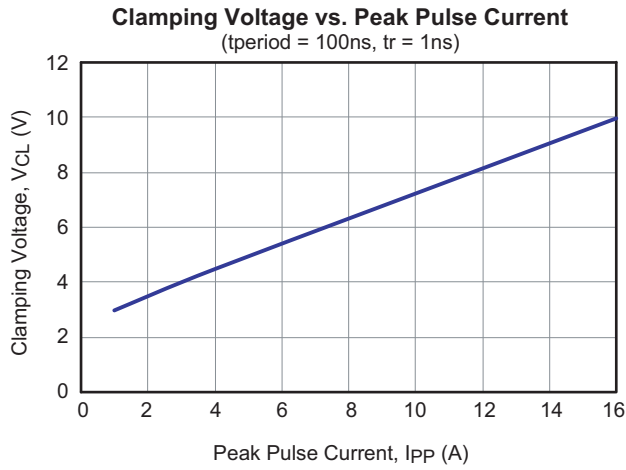
T<sub>A</sub> = 25°C unless otherwise noted, V<sub>F</sub> = 1V Max. @ I<sub>F</sub> = 10mA for all types

Device	Device Marking	V <sub>RWM</sub> (V) Max.	V <sub>BR</sub> (V)		I <sub>R</sub> (µA) Max.	V <sub>F</sub> (V) Typ.	V <sub>CL</sub> Max.			C <sub>J</sub> (pF)	
			Min.	Max.			I <sub>PP</sub> = 1A	I <sub>PP</sub> = 4A	I <sub>PP</sub> = 6A	Typ.	Max.
AOZ8811DT-03	6	3.6	4.0	10.0	0.1	0.75	2.5	5.0	7.0	0.5	0.8

**Note:**

3. These specifications are guaranteed by design and characterization.

## Typical Performance Characteristics



## **LEGAL DISCLAIMER**

Applications or uses as critical components in life support devices or systems are not authorized. AOS does not assume any liability arising out of such applications or uses of its products. AOS reserves the right to make changes to product specifications without notice. It is the responsibility of the customer to evaluate suitability of the product for their intended application. Customer shall comply with applicable legal requirements, including all applicable export control rules, regulations and limitations.

AOS' products are provided subject to AOS' terms and conditions of sale which are set forth at:

[http://www.aosmd.com/terms\\_and\\_conditions\\_of\\_sale](http://www.aosmd.com/terms_and_conditions_of_sale)

## **LIFE SUPPORT POLICY**

ALPHA AND OMEGA SEMICONDUCTOR PRODUCTS ARE NOT AUTHORIZED FOR USE AS CRITICAL COMPONENTS IN LIFE SUPPORT DEVICES OR SYSTEMS.

As used herein:

1. Life support devices or systems are devices or systems which, (a) are intended for surgical implant into the body or (b) support or sustain life, and (c) whose failure to perform when properly used in accordance with instructions for use provided in the labeling, can be reasonably expected to result in a significant injury of the user.
2. A critical component in any component of a life support, device, or system whose failure to perform can be reasonably expected to cause the failure of the life support device or system, or to affect its safety or effectiveness.